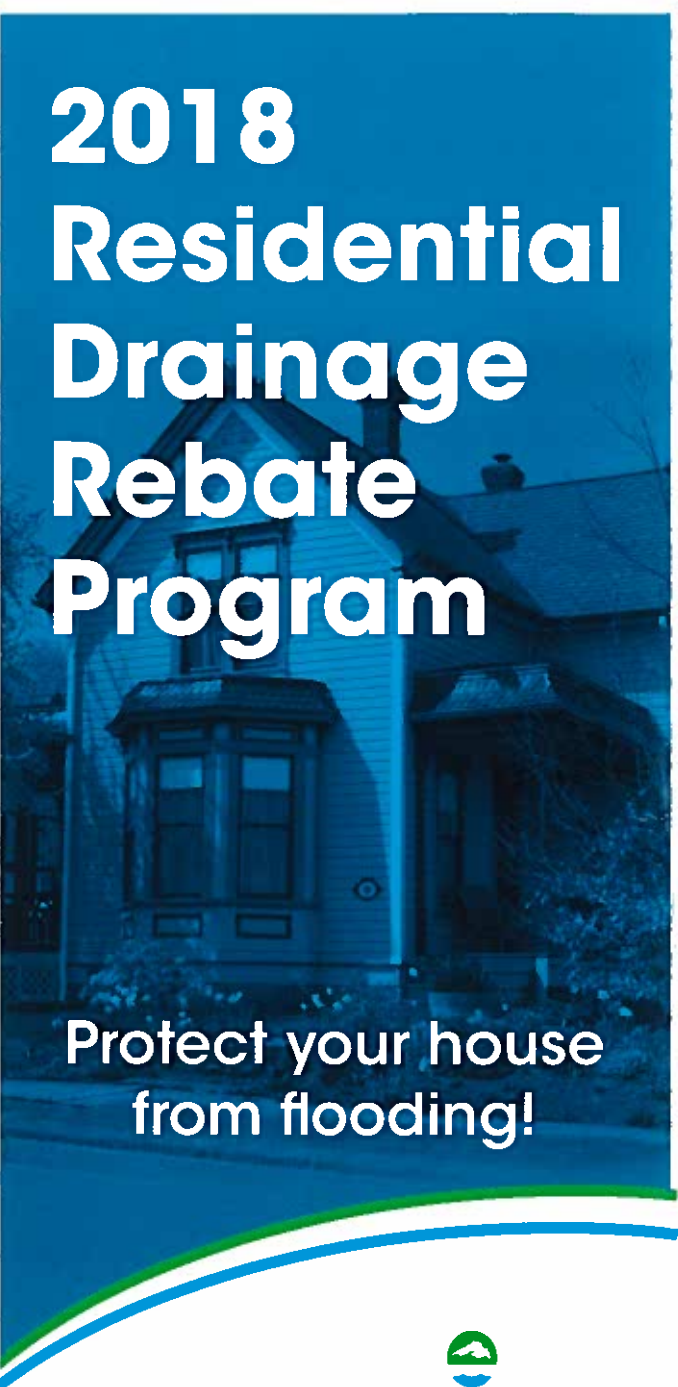


Residential Drainage Rebate Program Rules

1. Property must be located within the City of Thunder Bay city limits and must be a single-family residence or multiplex.
2. Applicant must be property owner, not tenant.
3. Only one application per household for the duration of the program offering.
4. Downspouts must be disconnected from municipal storm sewer or sanitary sewer system.
5. Water account (if connected to municipal water service) must be in good standing.
6. A licensed plumber participating in the program must be used to install a backwater valve. A list of participating plumbers is available from EcoSuperior.
7. Applicable permits from the City of Thunder Bay Building Division must be obtained for backwater valves, sump pits and dry wells.
8. Receipts and inspection reports must be shown to EcoSuperior (copies can be provided for application once verification of originals has taken place).
9. Work must have been completed after May 29, 2012.
10. Applications must be received prior to November 30, 2018.
11. Rebates will be distributed on a first come, first-served basis.



562 Red River Road
 Thunder Bay, ON
 Phone: (807) 624-2658
 Fax: (807) 622-0005
 Email: drainagerebate@ecosuperior.org
ecosuperior.org



2018 Residential Drainage Rebate Program

Protect your house from flooding!



Drainage rebates are available to non-profit organizations, such as churches or co-op housing. Homeowners who qualify for the City of Thunder Bay Property Tax and Water Credit Programs for Low-Income Seniors and Low-Income Persons with Disabilities are eligible for additional rebates up to 80% of the invoiced cost of the work completed.

Drainage Measure	Rebate
Sump Pump	50% of the invoiced cost up to a maximum of \$1,500.00 including labour, materials, permit and taxes
Backflow Prevention Valve	50% of the invoiced cost up to a maximum of \$1,750.00 including labour, materials, permit and taxes
Disconnect Weeping Tile	100% up to a maximum of \$500.00 including labour, materials, permit and taxes
Installation of new Storm Sewer Connection	50% of the invoiced cost up to a maximum of \$1,500.00 including labour, materials, permit and taxes

Drainage Rebate Program

The City of Thunder Bay is offering financial assistance for homeowners to take flood prevention measures including sump pumps, backflow prevention valves and weeping tile disconnections. The rebate program continues to be available to property owners who wish to protect their homes from future extreme weather events.

Drainage Basics

Stormwater is a term that refers to rain and melted snow and ice. Stormwater runoff from your roof, driveway and other hard surfaces is typically directed away from your house, towards the street and into the municipal storm sewer system. Along the way, the runoff picks up harmful substances such as road salt, heavy metals and oils.

In an urban setting, run-off should flow into the storm sewer or soak slowly into the ground without entering the sanitary sewer. If excess storm water does enter the sanitary sewer system, it can overload the system. When the sewers are overloaded, the water level in the system rises above normal design levels, and this condition is referred to as "surcharge." Basement flooding can occur if the home has sanitary fixtures or floor drains below the surcharge level

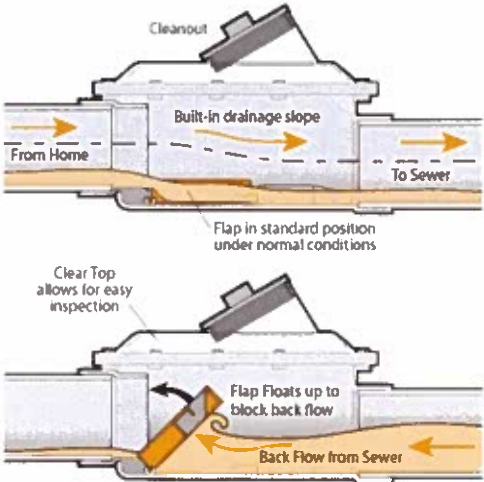
Backflow Prevention

Backflow preventers are mechanical devices that are designed to allow the flow of sanitary sewage in one direction only – away from your home.

Used on a sanitary sewer residential service pipe, backflow preventers reduce the risk of sewage backup if properly installed and maintained. Maintenance generally includes regular inspection and cleanout. The manufacturer's recommended service needs to be followed for the device to function properly in a backflow situation.

In the event of a sewage backup, a gate in the valve is forced up to close, preventing sewage from flowing backwards through the valve.

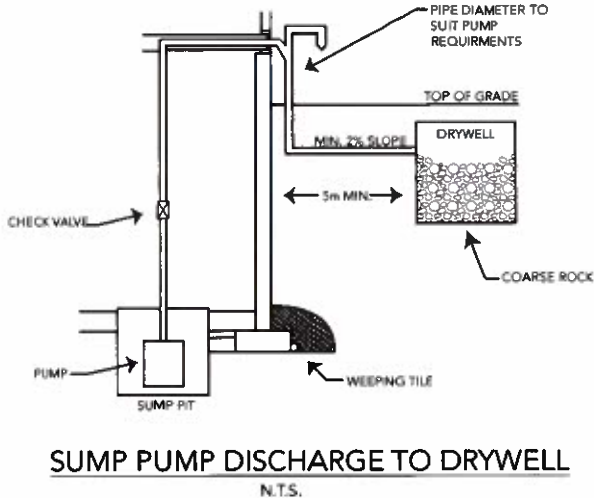
Once the backflow condition ends, the gate falls back down due to gravity and normal sewage flow from the house resumes.



Sump Pump/ Dry Well Installation

Groundwater around the home collected by the weeping tile should go to the sump pit and be pumped away from the house using one or more sump pumps. This configuration severs home foundation drainage from both the sanitary and storm sewer systems and serves as the best means to control groundwater with the least risk.

The City of Thunder Bay requires that all new sump pumps drain into an appropriately sized dry well, leaching pit or the municipal storm sewer. It is not permitted to discharge a sump pump to your yard or an existing drainage ditch or swale.



Weeping Tile Disconnection

Weeping tile systems are an essential component of household drainage systems. Weeping tile is installed at the base of a footing to collect water from the backfill around a house. Historically these tile drains were connected to the municipal sanitary sewer. Current building standards do not allow this type of connection, which contributes excess stormwater into the sanitary sewer system, but instead require weeping tile to drain to a sump pit and drywell system.

Disconnection of the weeping tile system from the sanitary sewer reduces the potential of overloading the system and prevents the sanitary sewer from backing up into the weeping tile. The Drainage Rebate Program also requires that residents have all their eavestroughs and downspouts disconnected from the sanitary sewer system in order to be eligible for any rebates.